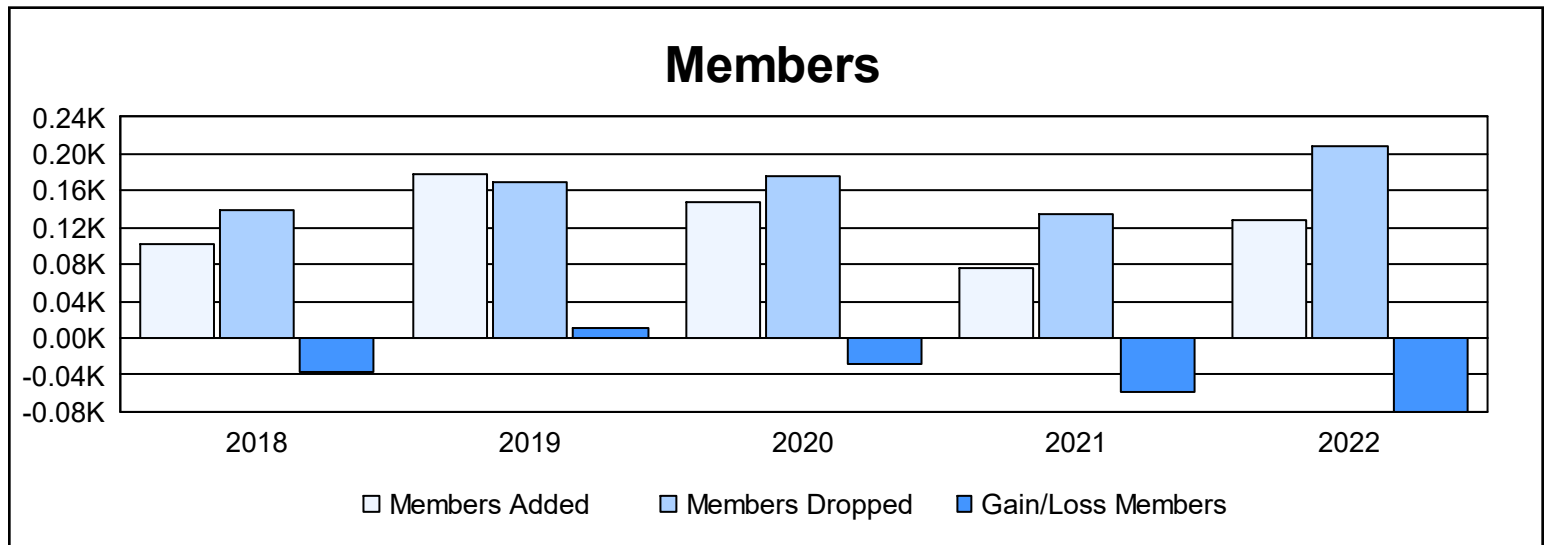
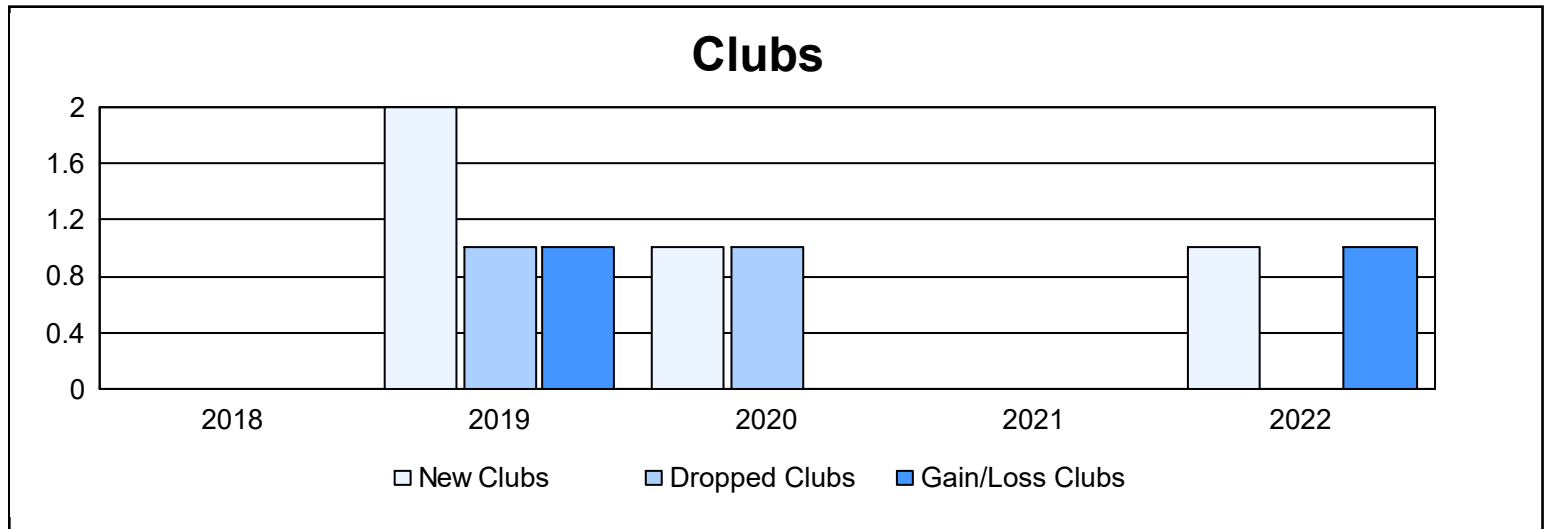
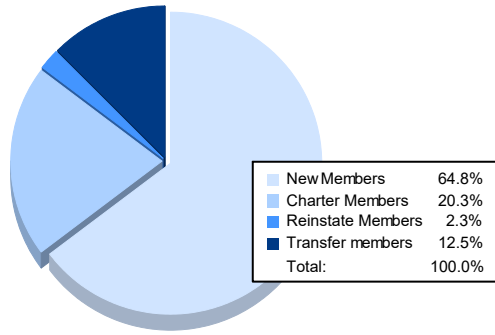


Year	New Clubs	Dropped Clubs	Gain/ Loss Clubs	New Members	Charter Members	Reinstate Members	Transfer Members	Total Member Added	Total Members Dropped	Gain/ Loss Members
2017-2018	0	0	0	84	0	5	12	101	139	-38
2018-2019	2	1	1	109	44	6	20	179	169	10
2019-2020	1	1	0	84	22	2	39	147	175	-28
2020-2021	0	0	0	67	0	6	3	76	134	-58
2021-2022	1	0	1	83	26	3	16	128	208	-80
<b>Average</b>	<b>1</b>	<b>0</b>	<b>0</b>	<b>85</b>	<b>18</b>	<b>4</b>	<b>18</b>	<b>126</b>	<b>165</b>	<b>-39</b>



### Membership Composition June 2022 Cumulative



### Gender Composition June 2022 Cumulative

